

A vizsgaszoftver működése

A következő diákon a számítógépes vizsgafeladatok megoldásának legfontosabb lépéseit és tudnivalóit foglaltuk össze számodra.



Kérjük, hogy jelentkezzen be az online ügyintézési felületen használt email címeddel és jelszavaddal!



BEJELENTKEZÉS

© 1998-2020 NETFOCUS CLOUD SERVICES

A vizsgaszoftver alapfunkciói

Ezt a kameraképet vesszük rólad.
Ha pirosan villog, akkor a kamera vesz.

Itt tudsz váltogatni a vizsgarész feladatai között, az aktuális mindig fehér

Ha a feladat kérdései a bal oldali panelben nem férnek el egy oldalon, akkor a bal panelben itt tudsz lapozni

BEFEJEZÉS: ha készen vagy, ezzel tudod befejezni a vizsgarészt

The screenshot shows the exam interface for 'Reading, TASK 3'. At the top, there's a navigation bar with 'Reading TASK 1 (6 Points)', 'Reading TASK 2 (7 Points)', and 'Reading TASK 3 (7 Points)'. On the right, it shows 'English - B2', 'Available time: 40 min', and 'Time left (Reading): 38 min'. There are 'Submit' and 'Save' buttons. Below the navigation bar, the task title is 'Task Three: Multiple-Choice Reading (15 minutes)'. A yellow box contains instructions: 'You will read an article about cricket.' followed by three bullet points: 'Read the following text.', 'Answer the multiple-choice questions by clicking the correct answer.', and 'Click Page 1, Page 2 and Page 3 above to view all the questions.' Below this, there are three numbered questions with multiple-choice options. A green box highlights a note: 'This task has 7 questions. You can see questions 1-3 on this page. For the rest of the questions, go to the next/previous pages.' The main content area shows a text passage about cricket's origins and rules, with a small image of a cricket match. At the bottom, there's a status bar with 'Teszt User 1', 'PE15010888', '2020.05.04. 05:00', a 'message:' field, and the number '90'.

Itt találod a feladathoz tartozó utasításokat

BAL PANEL:
Itt találod a vizsgafeladat kérdéseit és a válaszopciókat, itt kell dolgoznod!

Ha egy feladat több oldalas, azt így zölddel is jelezzük

Ha megnyugtat, hogy néha elmented, akkor használd; de a rendszer rendszeresen mentést készít magától.

JOBB PANEL:
Itt találod a feladatok hosszabb szövegeit. Ha nem fér ki a képernyőbe, akkor görgetni tudsz és bizonyos feladattípusoknál bele is nagyíthatasz.

A vizsgázó neve


Vizsgakód

A vizsga időpontja

Üzenetküldő ablak

Az utolsó mentés óta eltelt idő másodpercben

Olvasott szövegértés 1. feladat



Reading TASK 1 (6 Points) | Reading TASK 2 (7 Points) | Reading TASK 3 (7 Points)

English - B2 | Available time: 40 min | Time left (Reading): 36 min

Submit | Save

Reading, TASK 1

Task One: Paragraph Headings (10 minutes)

You will read an article about the London Underground.


- Choose the correct heading for each paragraph.
- To match headings and paragraphs, click a heading (A-I) on the left and then click the number (1-6) above the appropriate paragraph on the right.
- To change your answer, click the box again (now with the chosen heading) on the right.
- The first one has been done for you.
- There are two extra paragraph headings that you DO NOT need.

A. LEADING THE WAY
B. A TECHNOLOGICAL TRANSFORMATION
C. THE ORIGINS OF THE UNDERGROUND – EXAMPLE
D. OVERCOMING PHYSICAL OBSTACLES
E. SERVING LONDON'S NEEDS
F. STILL THE BIGGEST AND THE BEST TODAY
G. PASSENGER SAFETY
H. LATER EXPANSION
I. EARLY SUCCESS AND GROWTH

RESET

You have selected 0 item(s). Please select 6 more.

The London Underground



THE ORIGINS OF THE UNDERGROUND – EXAMPLE

London is the mother of all the world's metro systems. In 1863, the first tunnel was opened in the city centre for a rail line between Paddington and Farringdon as part of the Metropolitan Railway, which at first used steam engines.

1

We still find the Metropolitan Line on the London Underground map today. This initial service was so popular that it was soon extended into the suburbs, and another line, the District, was built. Over the next thirty years a large network of additional underground and surface lines were developed. By the beginning of the last century, London was already proud of a very extensive metro system.

2

London's first "real" metro line was the City & South London Railway, where a fully electric system was installed between Stockwell and Bank in the City of London. This had originally been planned as a cable railway, but planners saw the advantages of the recent developments in electrical engineering and incorporated them into their plans. It was this radically modernised system that came to be known as "The Tube".

3

London became a prototype for other embryonic underground systems across Europe. By 1900, Budapest, Glasgow and Paris had their own underground train lines all based on the system pioneered in London. But London made sure it kept

A szöveg a jobb oldalon jelenik meg, a bekezdéscímek helyét keretbe foglalt számok jelzik. A behelyettesítendő címsorok a bal oldalon jelennek meg.

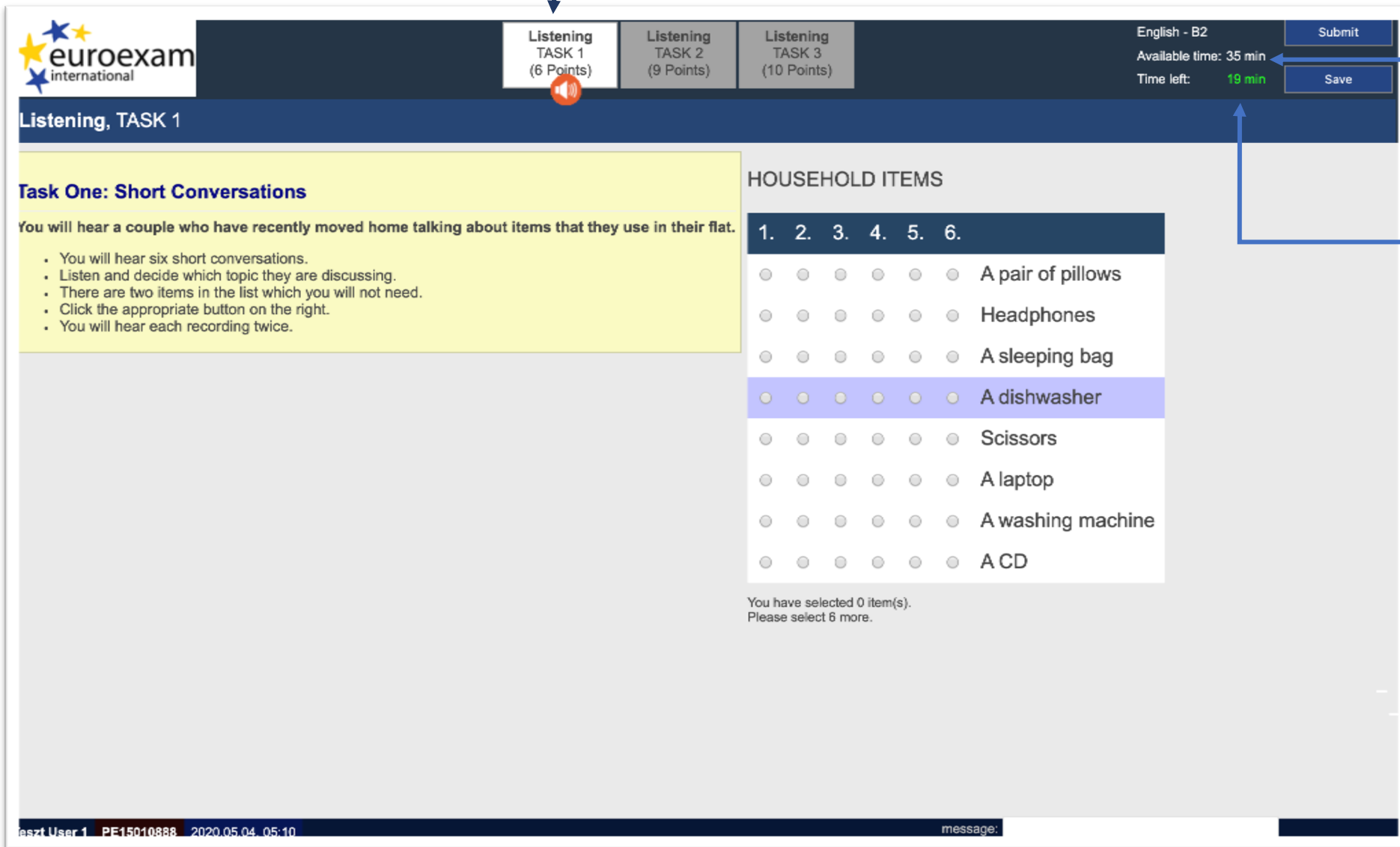
A behelyettesítést kétféleképpen végezheted: (1) az egérrel rákattintasz a számra, majd a bekezdéscímre vagy (2) fordítva.

Ha már behelyettesített bekezdéscímre újra rákattintasz, akkor visszateheted az adott kifejezést a listába.

A még behelyettesítendő elemek számát a jobb oszlop alján látod. Ne feledd, hogy két szó/kifejezés mindig megmarad.

Hallott szövegértés

A narancssárga ikon jelzi, hogy mely feladatnál tart a hangfelvétel, de ettől függetlenül szabadon váltogathatsz a feladatok között.




The screenshot shows the 'Listening, TASK 1' interface. At the top, there are three task buttons: 'Listening TASK 1 (6 Points)' with an orange speaker icon, 'Listening TASK 2 (9 Points)', and 'Listening TASK 3 (10 Points)'. To the right, it displays 'English - B2', 'Available time: 35 min', and 'Time left: 19 min' in green. There are 'Submit' and 'Save' buttons. The main content area is titled 'Task One: Short Conversations' and includes instructions: 'You will hear a couple who have recently moved home talking about items that they use in their flat.' Below this are four bullet points. To the right is a 'HOUSEHOLD ITEMS' table with 6 columns and 8 rows of items, each with a radio button. The 'A dishwasher' row is highlighted in blue. At the bottom, it says 'You have selected 0 item(s). Please select 6 more.'

1.	2.	3.	4.	5.	6.	
<input type="radio"/>	<input type="radio"/>	<input type="radio"/>	<input type="radio"/>	<input type="radio"/>	<input type="radio"/>	A pair of pillows
<input type="radio"/>	<input type="radio"/>	<input type="radio"/>	<input type="radio"/>	<input type="radio"/>	<input type="radio"/>	Headphones
<input type="radio"/>	<input type="radio"/>	<input type="radio"/>	<input type="radio"/>	<input type="radio"/>	<input type="radio"/>	A sleeping bag
<input checked="" type="radio"/>	<input type="radio"/>	<input type="radio"/>	<input type="radio"/>	<input type="radio"/>	<input type="radio"/>	A dishwasher
<input type="radio"/>	<input type="radio"/>	<input type="radio"/>	<input type="radio"/>	<input type="radio"/>	<input type="radio"/>	Scissors
<input type="radio"/>	<input type="radio"/>	<input type="radio"/>	<input type="radio"/>	<input type="radio"/>	<input type="radio"/>	A laptop
<input type="radio"/>	<input type="radio"/>	<input type="radio"/>	<input type="radio"/>	<input type="radio"/>	<input type="radio"/>	A washing machine
<input type="radio"/>	<input type="radio"/>	<input type="radio"/>	<input type="radio"/>	<input type="radio"/>	<input type="radio"/>	A CD

Itt a teljes vizsgarészre rendelkezésre álló idő látható

Itt látod a vizsgarészből hátralévő időt, az utolsó 10 percben sárgával



Writing
TASK 1
(30 Points)

Writing
TASK 2
(30 Points)

English - B2

Available time: 60 min

Time left (Writing): 58 min

Submit

Save

Writing, TASK 2

Task Two: Discursive Writing (30 minutes)

- Choose only ONE of the following questions – 1, 2 OR 3.
- Write **about 150 words**.
- DO NOT answer more than one question.


I've seen

2 words

1. A local pub has just closed down in your town.

Write **an article** for your local online newspaper.


Remember that your article will be read by many Internet users, so make your points logically and clearly.



2. You have just been to the theatre to see a famous play which you think has been performed very badly.

Write **a review** for your local newspaper.

Do not just describe the play but explain the negative aspects.




3. "People in all countries are fundamentally the same."

To what extent do you agree with this statement?

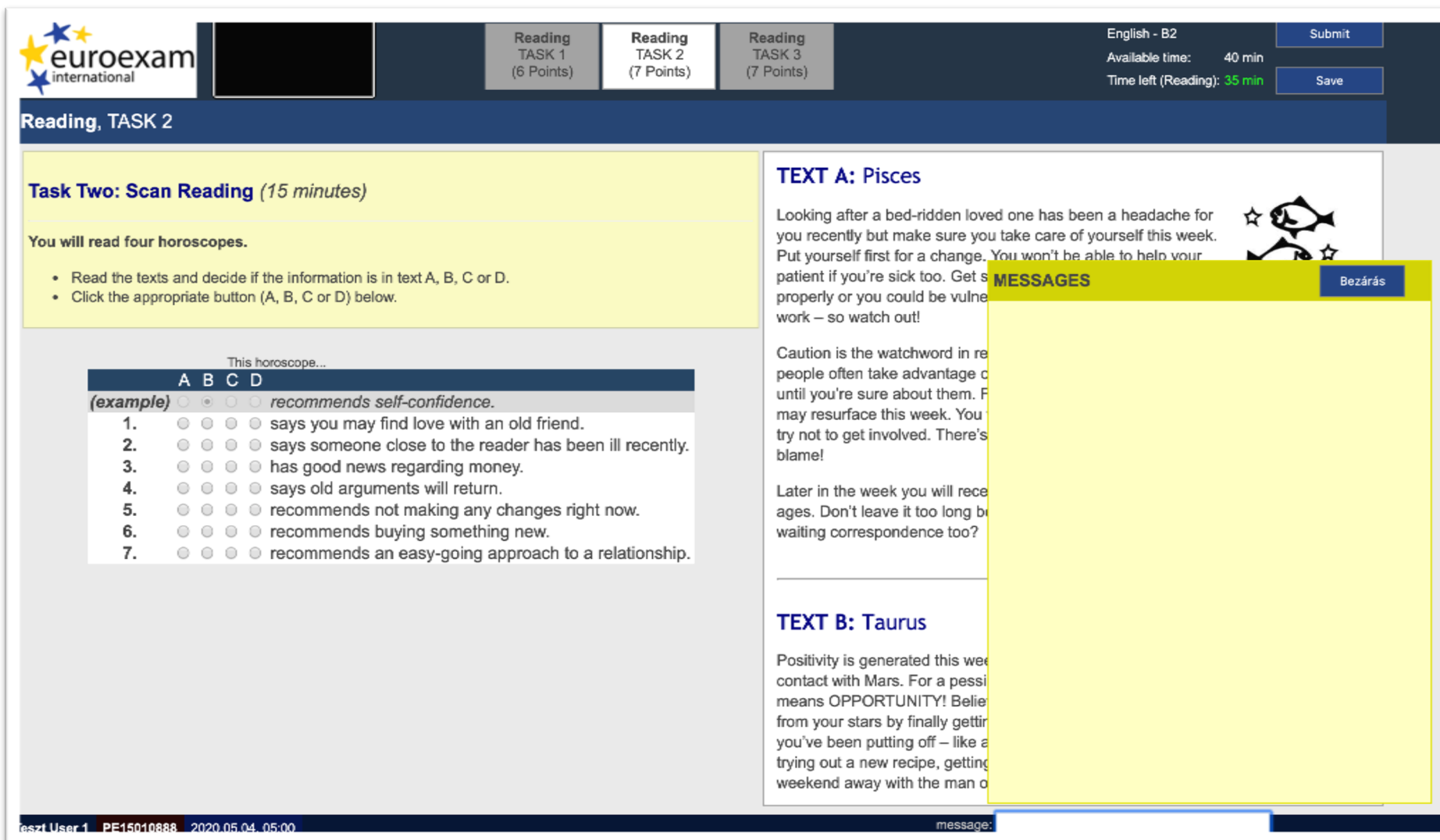
Write **an essay**.

Explain your points for and against; and arrive at a conclusion at the end. Make sure you state your arguments in a logical way.



Munkát a beviteli mező jobb alsó sarkában megjelenő szószámláló segíti.

Üzenetküldés a vizsgaközpontnak



The screenshot shows the EuroExam International interface. At the top, there are navigation tabs for Reading TASK 1 (6 Points), Reading TASK 2 (7 Points), and Reading TASK 3 (7 Points). The current task is Reading TASK 2. The interface includes a timer showing 35 minutes left, a 'Submit' button, and a 'Save' button. The main content area is titled 'Reading, TASK 2' and contains 'Task Two: Scan Reading (15 minutes)'. Below this, there are instructions: 'You will read four horoscopes.' and a list of instructions: 'Read the texts and decide if the information is in text A, B, C or D.' and 'Click the appropriate button (A, B, C or D) below.' A table is provided for the user to select the correct option (A, B, C, or D) for each statement. The table has columns for 'This horoscope...' and 'A B C D'. The first row is an example: 'recommends self-confidence.' with radio buttons for A, B, C, and D. The second row is: 'says you may find love with an old friend.' The third row is: 'says someone close to the reader has been ill recently.' The fourth row is: 'has good news regarding money.' The fifth row is: 'says old arguments will return.' The sixth row is: 'recommends not making any changes right now.' The seventh row is: 'recommends buying something new.' The eighth row is: 'recommends an easy-going approach to a relationship.'

TEXT A: Pisces

Looking after a bed-ridden loved one has been a headache for you recently but make sure you take care of yourself this week. Put yourself first for a change. You won't be able to help your patient if you're sick too. Get some rest. Don't work too hard properly or you could be vulnerable. Take care of yourself – so watch out!

Caution is the watchword in relationships. People often take advantage of you until you're sure about them. Fear may resurface this week. You may try not to get involved. There's no blame!

Later in the week you will receive correspondence. Don't leave it too long before waiting correspondence too?

TEXT B: Taurus

Positivity is generated this week by contact with Mars. For a pessimist, this means OPPORTUNITY! Believe in yourself from your stars by finally getting something you've been putting off – like a new recipe, getting a weekend away with the man of your dreams.

MESSAGES [Bezárás]

A vizsgaközpontnak történő üzenetküldéshez kattints a láblécben lévő üzenet mezőre.

Az üzenetküldő mezőt akkor használd, ha a vizsga közben valamilyen problémád adódik.

A vizsgát nem lehet egy vizsgarészen belül megszakítani, a vizsgarészek között lesznek szünetek:

Az olvasáskészség és az íráskészség vizsgarészek között 5 perc, míg az íráskészség és a hallásértés vizsgarészek között 10 perc szünet lesz, ezalatt a szobádat is elhagyhatod.